




50 INDOOR ACTIVITIES FOR KIDS

Austin
★
TITLE

PROUDLY SERVING OUR COMMUNITY

Since 1953 ATX
★★★

Try one of these boredom-busting games, crafts, and activities to turn these days at home into memorable ones or your kiddos.



1. Make a Sensory Bin
2. Whip up a batch of slime and challenge your young scientist to define its state of matter.
3. Let the kids raid your closet and put on a fashion show.
4. Cuddle up with a pile of books.
5. Build, create, and invent with STEM-inspired toys.
6. Play "Simon Says" or "Follow the Leader."
7. Grab a deck of cards and teach your kids the simple joys of Rummy, Spit, or Slapjack.
8. Gather the family to enjoy a story podcast.
9. Make your own instruments; then, lead a marching band parade through the living room.
10. Burn some energy with one of these indoor exercise games
11. Pop some kernels and watch a classic movie.
12. Create a day spa.
13. Write letters (on actual paper with actual pens and pencils) to Out-of-town relatives or friends.
14. Bake a mug cake.
15. Attempt a Tricky Brain Teaser.
16. Do anything that involves bubble wrap.
17. Buy pre-made frosting (and even cupcakes) and set up a cupcake decorating station with whatever candies, nuts, and sprinkles you have on hand.
18. Blow up some balloons, toss 'em in the air, and don't let them touch the ground, or grab some paddles for balloon tennis.
19. Read out Loud.
20. Do Mad Libs or Other Word Games.
21. Make a marshmallow catapult and see who can catch the most in their mouth.
22. Break out the Board Games
23. Have a tie-dye party, or opt for an easier tie-dye alternative (with built-in science lesson!).
24. Make a watercolor masterpiece.
25. Pull out the building blocks and Legos and create a mini city.
26. Embrace your inner Einstein with cool science experiments.
27. Play "I Spy" or "21 Questions."
28. Make paper-bag puppets and put on a show.
29. Play Would You Rather?
30. Make your own pizza.
31. Grab some sheets and make a good old-fashioned fort. Perfect for playtime—and naptime!
32. Fill the kitchen sink with bath toys, give them a bottle of soap, and let them have at it.
33. Bake simple salt-dough ornaments and then paint them into seasonal designs.
34. Tackle a challenging puzzle as a family.
35. Play-Doh.
36. Host an Open Mic Night.
37. Challenge your brood to a game of charades.
38. Then find your voices with a karaoke concert.
39. Make your own granola bars.
40. Have a Dance Party!
41. Decorate pinecones, paint flower pots, or make leaf art.
42. Give Each Other Makeovers.
43. Build an indoor obstacle course!
44. Pillow fight—'nuff said.
45. Get all dressed up and host your own fancy tea party (be sure to invite the dolls and stuffed animals).
46. Crack open those activity books you have piled up.
47. Get everyone together for a family scavenger hunt.
48. Create colorful salt paintings.
49. Have an indoor "camp out" with sleeping bags, a tent, board games, and s'mores.
50. Cook dinner together.

<https://mommypoppins.com>